

# **KLE Society's Institute of Dental Sciences, Bengaluru**

## **List of clinical skill models**

### **Human anatomy, embryology, histology & medical genetics**

Human cadaver for dissection– photo

Embryology models

Histology slides under microscope

Skull model

### **Human physiology**

Sphygmomanometer for recording of blood pressure.

Stethoscope – for clinical examination of cardiac and respiratory systems.


### **Dental anatomy, embryology and oral histology**

Deciduous and Permanent teeth. - for carving of crowns of permanent teeth in wax.

Plaster casts of different age groups- for age estimation


Microscopes – for study of oral tissues.

### **Oral medicine and radiology**






Bengaluru, Karnataka, India  
 20, Tumkur Rd, Raja Industrial Estate, Yeswanthpur, Bengaluru, Karnataka  
 560022, India  
 Lat N 13° 1' 50.25"  
 Long E 77° 32' 8.6028"  
 09/04/21 12:23 PM



Bengaluru, Karnataka, India  
 20, Tumkur Rd, Raja Industrial Estate, Yeswanthpur, Bengaluru, Karnataka  
 560022, India  
 Lat N 13° 1' 50.2896"  
 Long E 77° 32' 8.6352"  
 09/04/21 12:25 PM



Bengaluru, Karnataka, India  
 20, Tumkur Rd, Raja Industrial Estate, Yeswanthpur, Bengaluru, Karnataka  
 560022, India  
 Lat N 13° 1' 50.3616"  
 Long E 77° 32' 8.6316"  
 09/04/21 12:25 PM



Bengaluru, Karnataka, India  
 20, Tumkur Rd, Raja Industrial Estate, Yeswanthpur, Bengaluru, Karnataka  
 560022, India  
 Lat N 13° 1' 50.3076"  
 Long E 77° 32' 8.7468"  
 09/04/21 12:24 PM

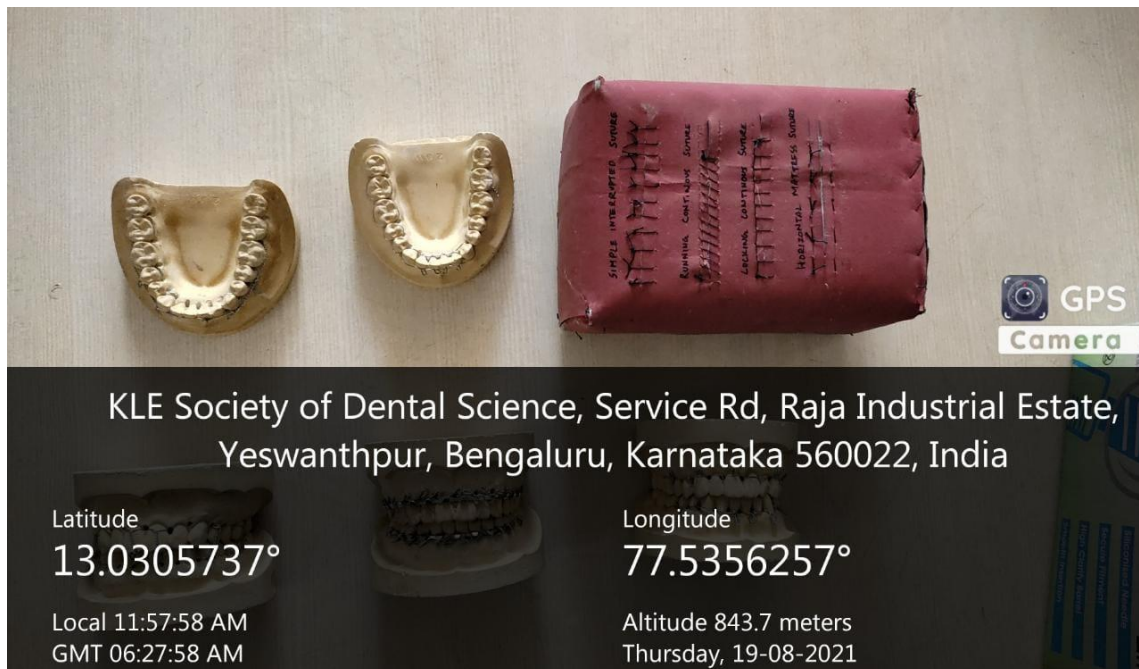
## Oral & maxillofacial surgery

- Mannequins for Basic life support demonstration
- Sphygmomanometer for recording of blood pressure.
- Stethoscope – for clinical examination of cardiac and respiratory systems.
- Automated External Defibrillator model
- Extraction instruments
- Skull

- Mandible
- Syringes
- Stone models of Maxillary and Mandibular arches
- Arch bars
- Ligature wires
- Suture beds
- Trauma demonstration kit
  - Miniplates
  - Screw drivers
  - Plate holders
  - Plate benders



### Suture material and different types of suturing models



## Prosthodontics

Removable partial dentures

Fixed partial dentures

Flexible removable partial dentures

Cast partial dentures

Veneers

Complete dentures

Face bows

Precision attachment

Dowel and crown

Pin retained crowns

Overdentures

Implant supported complete or partial dentures

Maxillo- facial and Cranio- facial prosthesis

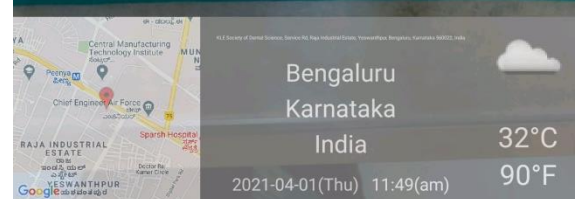
Pontic designs in wax pattern - Ridge lap, Sanitary ,

Modified ridge lap, Modified sanitary , Spheroidal or

conical

Articulators

TMJ splints





Bengaluru  
Karnataka  
India  
32°C  
90°F  
2021-04-01(Thu) 11:52(am)



KLE Society of Dental Science, Service Rd, Raja Industrial Estate, Yeswanthpur, Bengaluru, Karnataka 560022, India  
Bengaluru  
Karnataka  
India  
2021-04-01(Thu) 11:56(am)



KLE Society of Dental Science, Service Rd, Raja Industrial Estate, Yeswanthpur, Bengaluru, Karnataka 560022, India  
Bengaluru  
Karnataka  
India  
32°C  
90°F  
2021-04-01(Thu) 11:51(am)



Bengaluru  
Karnataka  
India  
32°C  
90°F  
2021-04-01(Thu) 11:57(am)





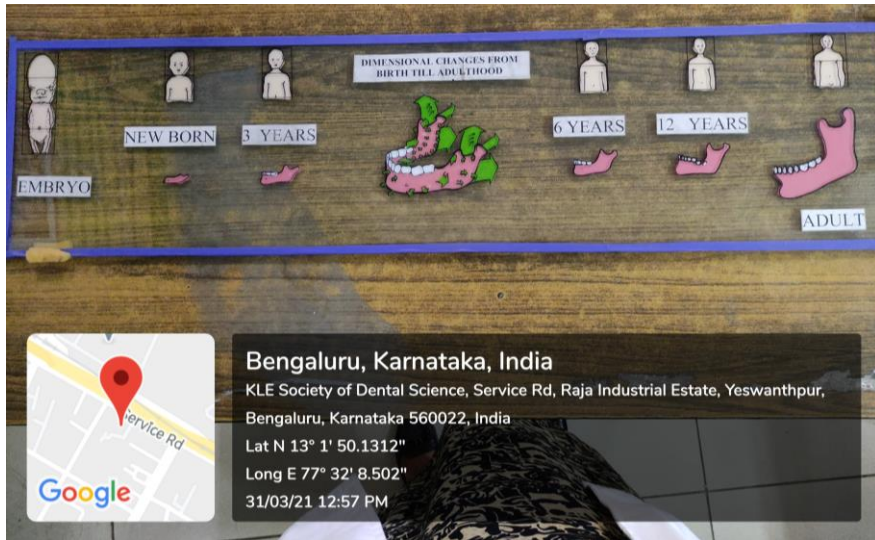
Bengaluru  
Karnataka  
India  
32°C  
90°F  
2021-04-01(Thu) 12:02(pm)




## Paedodontics and preventive dentistry

1. Development of dentition
2. Teeth brushing models
3. Progression of dental caries
4. Dimensional changes from birth till adulthood
5. Early childhood caries model
6. Space maintainers
7. Orthodontics appliances
8. Cleft lip & palate model
9. Embryonic development model

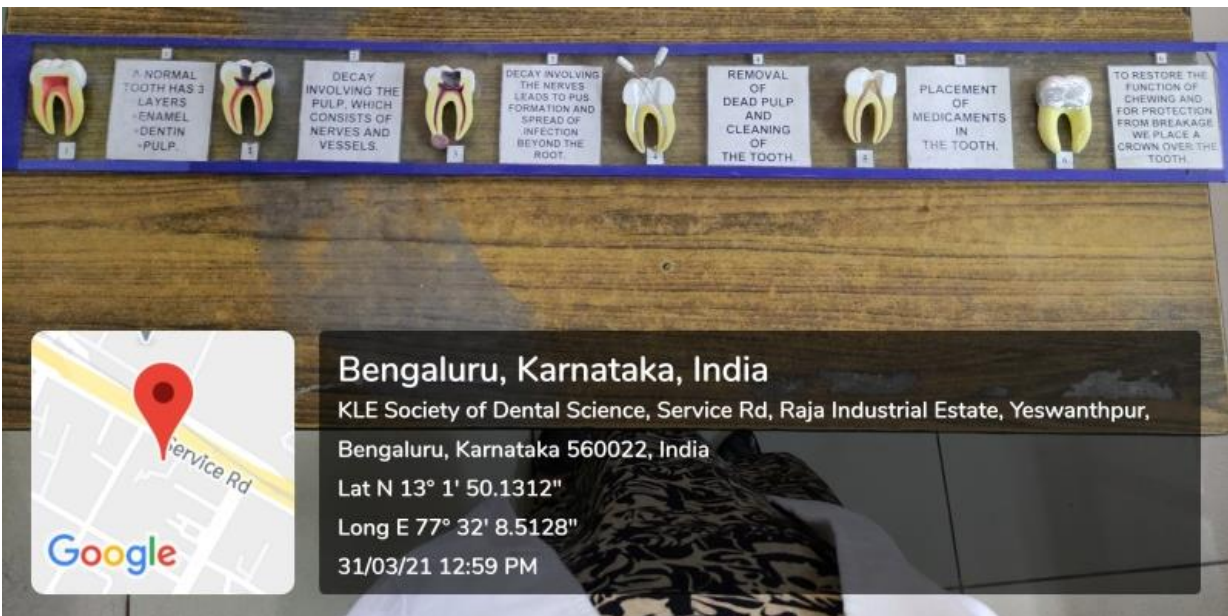




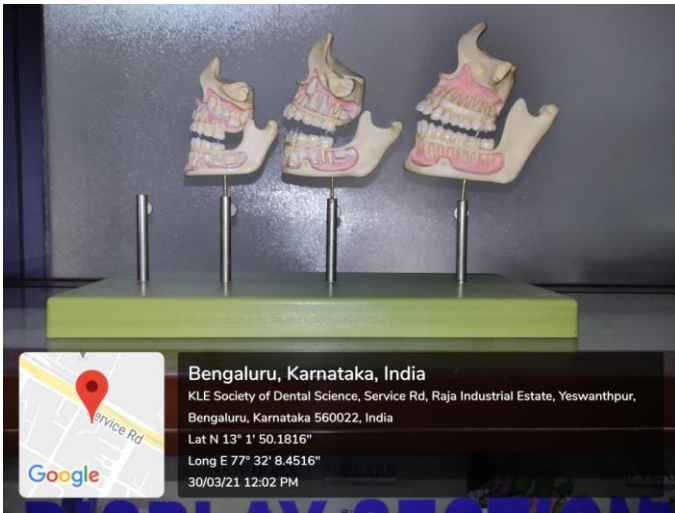
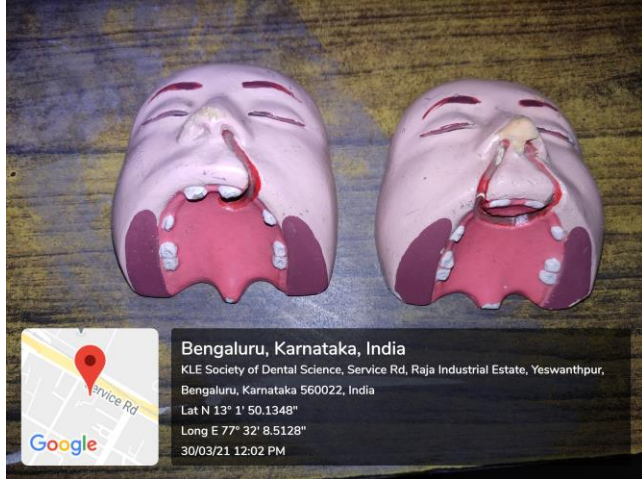
**Bengaluru, Karnataka, India**  
 KLE Society of Dental Science, Service Rd, Raja Industrial Estate, Yeswanthpur,  
 Bengaluru, Karnataka 560022, India  
 Lat N 13° 1' 50.1312"  
 Long E 77° 32' 8.502"  
 31/03/21 12:57 PM



**Bengaluru, Karnataka, India**  
 KLE Society of Dental Science, Service Rd, Raja Industrial Estate, Yeswanthpur,  
 Bengaluru, Karnataka 560022, India  
 Lat N 13° 1' 50.1168"  
 Long E 77° 32' 8.4948"  
 30/03/21 12:04 PM




**Bengaluru, Karnataka, India**  
 KLE Society of Dental Science, Service Rd, Raja Industrial Estate, Yeswanthpur,  
 Bengaluru, Karnataka 560022, India  
 Lat N 13° 1' 50.1312"  
 Long E 77° 32' 8.5128"  
 31/03/21 12:59 PM





## Pre-clinical conservative dentistry

1. Rotary cutting instruments
2. Sectioning of teeth
3. Restorative materials
4. Rotary Endodontics
5. Veneers
6. Lumineers
7. Dental Jewellery
8. Files
9. GP points
10. Matrices
11. Rotary cutting instruments in contra angle  
hand pieces burs – micromotor



12. Handcutting instruments chisels, gingival margin trimmers, Excavators and hatchet.
13. Class I , Class I with extension, Class II, Class II Mods, Class V and III for glass ionomers  
Class V for amalgam, polished restorations.

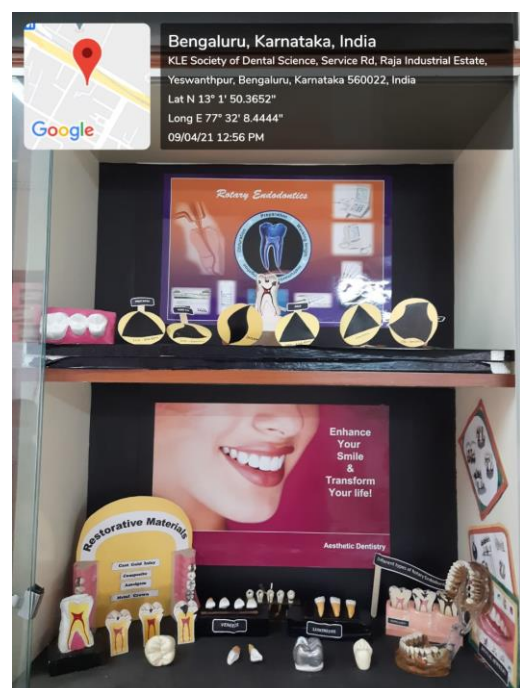
14. Composites restorations, Class II inlay cavity,  
wax pattern, onlays

- 15 .Basic endodontic instruments

16. Post core crowns


17. Full crowns

18. Vaneers



## Periodontics - models

1. Gingivitis
2. Periodontitis
3. Bony defects
4. Gingival veneer
5. Dental implant
6. Bone grafts
7. Desensitizing agents
8. Oral hygiene aids
9. Regenerative membranes
10. Hemostatic agents
11. Root bio modifiers
12. Periodontic splints
13. Supra & Sub gingival scalers
14. Basic Life Support
15. Basic understanding of immunological diseases.
16. Interpretation of biochemical investigations
17. Preparation of splint model
18. Fabrication of Bite Guard
19. X-ray techniques and interpretation
20. Local anaesthetic techniques
21. Suturing and incision techniques on typhodont models



## Orthodontics and dentofacial orthopedics

Human Skull

Digital SLR for clinical photography

Study models

OPG—with interpretation

Lateral cephalogram with interpretation

Antero-posterior radiographs with interpretation

CBCT images and their interpretation

Removable appliances

Headgears


Reverse pull headgear

Typodonts – for simulation of orthodontic treatment with fixed appliances

Semi-adjustable articulator for simulation of orthognathic surgery

Typodont for insertion of Miniscrews

Miniplates as temporary anchorage devices



## **Preventive and community – models**

Steps in pit and fissure sealants.

Steps in ART.

Sequelae of dental caries

Brushing techniques

Chair side positions

Tobacco cessation

5 golden rules for oral health Paediatric dentistry

## **Oral pathology & oral microbiology**

Microscopic slides and projection slides.- study of common lesions affecting oral tissues

Surgical specimens - study of the disease process

Tooth specimens & plaster casts.- study of teeth anomalies/polymorphisms